



TELESCOPIC BOOM LIFT

PB DINO 22EZ-Li

Complies with CE/ANSI/CSA standard

HIGHLIGHTS

- Provide greater work height of 21.38m and lift capacity of 250kg/360kg
- Fast lift system directly lowers the boom from the highest position to the ground, no need to fold the boom to improve work efficiency
- Accurate and efficient traveling AC drive system and on-board motion AC drive system provides strong power, stable control and maintenance-free motor
- Large-capacity lithium battery features long-lasting battery life, 2500 charge and discharge cycles, the whole life cycle is maintenance-free, and a 5-year warranty is provided
- Large reduction ratio reducer provides stronger gradeability
- Independent auxiliary power system for more secure application

FEATURES

Standard Features

- Proportional control
- All motion alarm
- Flashing beacon
- Self-closing entry gate
- Emergency descent system
- Emergency stop button
- Auto-leveling system
- On-board diagnostic system
- Over tilt protection system
- Oscillating axle
- Load sensing system
- 4.3' LED display
- Horn
- Anti-crushing device
- Fast lowering function

Accessories & Options

- Platform light
- AC power to platform
- Airline to platform
- 1.83m×0.76m work platform
- Non-marking tire
- Battery management system



PB Lifstechnik GmbH

Phone: +49 (0) 90 77 - 95 00 - 0 Add: Gewerbegebiet Gassenäcker 1, 89429 Oberbechingen, Germany
E-mail: salesoffice@pblift.de Web: www.pblift.de





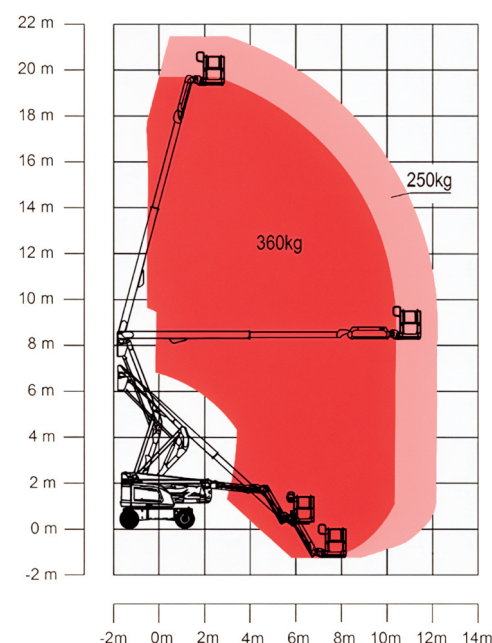
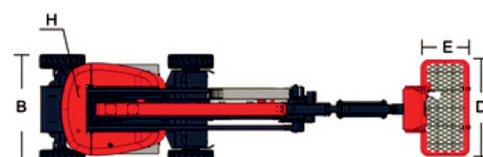
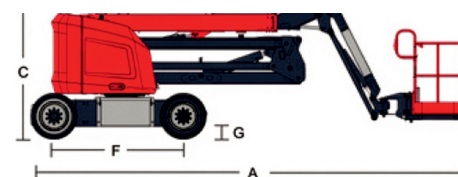
TELESCOPIC BOOM LIFT

PB DINO 22EZ-Li

Complies with CE/ANSI/CSA standard

PB ECo type	PB DINO 22EZ-Li
Dimensions	
Working height	21,38m
Platform height	19,38m
Horizontal Outreach	12,10m
Up and Over Height	8,25m
A – Total length (stowed)	8,80m
B – Total width	2,46m
C – Total height (stowed)	2,52m
D - Platform length	2,44m
E - Platform width	0,91m
F - Wheelbase	2,52m
G - Ground clearance	0,40m
Performance	
Platform capacity	250kg/360kg
Drive Speed	5,2km/h
Gradeability	45%
Axles Oscillation	0,20m
Turning Radius (Inside/Outside)	2,78m/5,49m
Turntable Swing	360° continuous
Max. Working Slope	3/5°
Platform Rotation	±90°
H Tail Swing	0,64m
Max. Wind Speed	12,5m/s
Power	
Battery capacity	48V / 315 Ah Li-Ion
Charger	48V/60A
Drive Motor	AC 32V
Lift Motor	AC 32V
Auxiliary Power	12V DC Electrical pump
Hydraulic Tank Capacity	75L
Tires	
Type	33x12 D610 Foam-filled tire
Weight	
Total weight	9250kg

Subject to technical changes / improvements.



Range of Motion PB DINO 22EZ-Li



PB Lifttechnik GmbH

Phone: +49 (0) 90 77 - 95 00 - 0 Add: Gewerbegebiet Gassenäcker 1, 89429 Oberbechingen, Germany
E-mail: salesoffice@pblift.de Web: www.pblift.de

www.pblift.de